


For Intermediate to Late Intermediate Piano: A Comprehensive Guide to Technique, Repertoire, and Interpretation

Intermediate and late intermediate piano students stand at an exciting juncture in their musical journey. With a solid foundation in the basics, they are ready to delve deeper into the intricacies of piano playing, refining their technique, expanding their repertoire, and developing their interpretative skills. This guide will serve as a comprehensive roadmap, equipping students with the necessary knowledge and strategies to navigate this transformative stage and reach new heights of musical proficiency.



At the Piano with Scarlatti: For Intermediate to Late Intermediate Piano by Isaac Weishaupt

★★★★☆ 4.6 out of 5

Language : English

File size : 36189 KB

Print length : 64 pages


Screen Reader : Supported



Technical Development


Scales and Arpeggios

Mastering scales and arpeggios is essential for technical agility and fluent execution. Practice scales in various keys, tempos, and articulations to enhance finger dexterity, coordination, and precision. Focus on even fingering, proper hand position, and a relaxed arm for optimal technique.




Group 1
"The Snowmen"


C major




G major




F major






Group 2
"Hamburgers"


D major



A major



E major



Chords and Inversions

Understanding chord voicings and inversions opens up a vast harmonic landscape. Study different chord types, their construction, and their applications in musical contexts. Practice inverting chords and transitioning smoothly between them to broaden your harmonic vocabulary and enhance your ability to accompany melodies and improvise.



Ornaments and Embellishments

Ornaments and embellishments add colour and expression to piano playing. Learn the proper execution of trills, turns, mordents, and other embellishments. Integrate them into your repertoire to enhance the musicality and technical flair of your performances.



Repertoire Exploration

Classical Masterpieces

Expand your repertoire by exploring the vast catalog of classical piano works. Study pieces from разных эпох, paying attention to their historical context, form, and technical challenges. Immerse yourself in the works of composers such as Beethoven, Mozart, Chopin, and Debussy to develop a deep understanding of musical styles and aesthetics.

Minuet

James Cullen by
David Levy, Cullie

1809 (1805-1810)

Moderato

www.virtualsheetmusic.com

Sample Music Example

© 1999-2014 Virtual Sheet Music, Inc.

Romantic Era Works

The Romantic era brought forth a surge of expressive and emotional piano music. Investigate the works of composers like Schumann, Brahms, and Liszt, characterized by their lyrical melodies, rich harmonies, and virtuosic passages.

Swan Lake

(Act I, Finale Theme)

Peter Ilyich Tchaikovsky
Arranged by Carol Matz

Flowing
mp

5

7

13

Contemporary Piano Music

Don't limit yourself to the past. Explore contemporary piano music to broaden your horizons and engage with innovative techniques and musical expressions. Discover the works of living composers who push the boundaries of the piano repertoire.

A Contemporary Classic

Gemini Dix










The image displays a musical score for a piece titled "A Contemporary Classic" by Gemini Dix. The score is written for piano and guitar. It begins with a tempo marking of $\text{♩} = 80$ and a key signature of one flat (B-flat). The score is divided into five systems, each with a measure number (11, 21, 31, 41, 51) at the start of the first staff. The notation includes treble and bass clefs, various note values (quarter, eighth, and sixteenth notes), rests, and dynamic markings. The piece concludes with a double bar line and a repeat sign. A watermark "eadinglist.deedeebook.com" is visible across the score.

Interpretation and Expression

Phrasing and Articulation

Phrasing and articulation are key to bringing sheet music to life. Study the phrasing markings in your scores and experiment with different ways to shape the melody and harmony. Use articulation techniques like legato,

staccato, and accents to create contrast and enhance the musical storytelling.

Word	Common Abbreviations	English Definition and Description	Symbol
Accent		Marked. Note to be played more forcefully than those before or after it.	
Fermata		Rest or pause. The note should be longer than its originally intended value.	
Forza	<i>f</i>	With force. Strongly accented.	
Glissando	Gliss.	Slide. A rapid glide or slide up or down between two notes, playing all of the notes in between.	
Legato		Tied together. Notes are played with no breaks in between, grouped by a slur marking.	
Marcato	Marc.	Marked. Note or passage to be played more forcefully than those before or after it.	
Piccato/Mezzo-staccato		To carry. Notes are played only slightly detached. A gentle pulse-like touch on each note.	
Rinforzando	<i>rfz</i>	Reinforcing. A more gradual emphasis than sforzando.	
Sforzando	<i>sfz</i>	Using sudden force.	
Staccatissimo		Very detached. Notes are played as an exaggerated staccato.	
Staccato	Stacc.	Detached. Notes are played short and separated from one another.	
Tenuto		Sustained. Hold the note for its full length.	

Dynamics and Pedaling

Dynamics add depth and emotion to your playing. Vary the volume and intensity of your sound to create tension, release, and expressive nuances. Pay attention to the pedal markings in your scores and use the sustain pedal judiciously to enhance the resonance and sustain of notes.



Interpretation and Musicality

Ultimately, the goal of piano playing is to convey musicality and interpretation. Go beyond the notes on the page and strive to understand the composer's intentions and the emotional message behind the music. Research the historical and cultural context of the piece to inform your interpretation.



Practice Strategies

Effective Practice Techniques

Effective practice is crucial for progress. Set realistic practice goals and create a consistent practice schedule. Break down complex passages into smaller segments, focusing on accuracy and repetition. Use a metronome to improve your timing and rhythm.



Regular Performance Opportunities

Regular performance opportunities are invaluable for developing confidence and refining your interpretative skills. Participate in recitals, competitions, or simply perform for family and friends to gain experience playing in front of an audience.



Seeking Feedback and Guidance

Seeking feedback from a qualified piano teacher or mentor can accelerate your progress. They can provide technical guidance, interpretative suggestions, and encouragement to help you overcome challenges and reach your full potential.




Embarking on the intermediate to late intermediate stage of piano playing is a rewarding and transformative journey. With dedication, perseverance, and the guidance outlined in this guide, you can refine your technique, expand your repertoire, develop your interpretative skills, and unlock the full potential of your musical expression on the piano.

Remember, the path to mastery is ongoing. Embrace the challenges, seek inspiration, and never cease to explore the boundless possibilities of the piano. May this guide serve as a constant companion on your musical odyssey, propelling you towards new heights of artistry and musical fulfillment.

At the Piano with Scarlatti: For Intermediate to Late Intermediate Piano by Isaac Weishaupt

★★★★☆ 4.6 out of 5

Language : English



File size : 36189 KB
Print length : 64 pages
Screen Reader: Supported



Unveiling Hidden Crete: A Comprehensive Review of Richard Clark's Notebook

In the tapestry of travel literature, Richard Clark's 'Hidden Crete Notebook' stands as a vibrant thread, inviting readers to unravel the enigmatic beauty of the Greek...



New Addition Subtraction Games Flashcards For Ages Year

Looking for a fun and educational way to help your child learn addition and subtraction? Check out our new addition subtraction games flashcards...