

How To Make Scrapbook Quilts: A Variety Of Great Ideas And Designs For Scrapbook Quilts

Scrapbook quilts are a great way to preserve your memories and create a unique piece of art. They are also a fun and easy project that can be enjoyed by people of all ages. If you are looking for some inspiration for your next scrapbook quilt, here are a few ideas to get you started:

- **Traditional Scrapbook Quilts:** These quilts are made by sewing together small pieces of fabric that have been cut from magazine pages, photographs, or other printed materials. You can use any type of fabric you like, and the size and shape of the pieces is up to you. Traditional scrapbook quilts are often very colorful and eclectic, and they can be a great way to use up scraps of fabric that you would otherwise throw away.
- **Memory Quilts:** These quilts are made from pieces of fabric that have been collected over time. Each piece of fabric can represent a special memory, such as a piece of clothing from a loved one, a swatch of fabric from a favorite vacation spot, or a piece of a child's quilt. Memory quilts are a great way to preserve your memories and create a unique piece of art that can be passed down through generations.
- **Story Quilts:** These quilts tell a story through the use of fabric, embroidery, and other embellishments. Story quilts can be about anything you want, from your own personal experiences to historical events. They are a great way to express your creativity and share your stories with others.


- **Art Quilts:** These quilts are created as works of art, rather than as functional items. They can be made from any type of fabric, and they often use unconventional techniques and materials. Art quilts are a great way to express your creativity and create a unique piece of art that can be hung on the wall.

No matter what type of scrapbook quilt you choose to make, the most important thing is to have fun and be creative. Here are a few tips to help you get started:

- **Choose a theme.** This will help you narrow down your choices and make it easier to find fabrics that coordinate with each other.
- **Collect your fabrics.** You can use any type of fabric you like, but it is important to choose fabrics that are similar in weight and texture.
- **Cut your fabrics.** The size and shape of your fabric pieces will depend on the design of your quilt.
- **Sew your fabrics together.** You can use a variety of stitches to sew your fabrics together, depending on the look you want.
- **Add embellishments.** You can add embellishments such as beads, sequins, or embroidery to your quilt to give it a unique look.

Once you have finished sewing your quilt, you can quilt it to give it a finished look. You can hand-quilt your quilt or machine-quilt it. If you are new to quilting, there are many resources available to help you learn how to do it.

How To Make Scrapbook Quilts: A Variety Of Great Ideas And Designs For Scrapbook Quilts by Andrea Wcislek




★ ★ ★ ★ ☆	4.6 out of 5
Language	: English
File size	: 2111 KB
Text-to-Speech	: Enabled
Screen Reader	: Supported
Enhanced typesetting	: Enabled
Print length	: 140 pages
Lending	: Enabled



Scrapbook quilts are a great way to preserve your memories and create a unique piece of art. They are also a fun and easy project that can be enjoyed by people of all ages. With a little creativity, you can create a scrapbook quilt that will be cherished for years to come.

Here are a few additional ideas for scrapbook quilt designs:


- **Use a variety of fabrics.** You can use any type of fabric you like, from cotton to silk to denim. The more variety you use, the more interesting your quilt will be.
- **Experiment with different colors and patterns.** Don't be afraid to mix and match different colors and patterns. The more eclectic your quilt is, the more unique it will be.
- **Add personal touches.** You can add personal touches to your quilt by using fabrics that have special meaning to you, such as a piece of clothing from a loved one or a swatch of fabric from a favorite vacation spot.
- **Be creative.** The possibilities are endless when it comes to scrapbook quilts. So be creative and have fun!



How To Make Scrapbook Quilts: A Variety Of Great Ideas And Designs For Scrapbook Quilts by Andrea Wcislek

★★★★☆ 4.6 out of 5

Language : English
File size : 2111 KB
Text-to-Speech : Enabled
Screen Reader : Supported
Enhanced typesetting : Enabled
Print length : 140 pages
Lending : Enabled



Unveiling Hidden Crete: A Comprehensive Review of Richard Clark's Notebook

In the tapestry of travel literature, Richard Clark's 'Hidden Crete Notebook' stands as a vibrant thread, inviting readers to unravel the enigmatic beauty of the Greek...



New Addition Subtraction Games Flashcards For Ages Year

Looking for a fun and educational way to help your child learn addition and subtraction? Check out our new addition subtraction games flashcards...

