


Teaching Techniques: Essential Tools to Help Your Choir Sound Amazing

As a choir director, your primary goal is to guide your singers towards creating a beautiful and unified sound. Achieving this requires a combination of effective teaching techniques, practical tools, and unwavering dedication. This comprehensive article will provide you with a treasure trove of pedagogical strategies and invaluable resources to enhance your choir's vocal skills and overall performance.



KEY CHORAL CONCEPTS: Teaching Techniques & Tools to Help Your Choir Sound Great (Techniques For Teaching & Conducting High School & Adult Choirs Book 1) by Duane S. Crowther

★★★★☆ 4.7 out of 5

Language : English
File size : 99069 KB
Text-to-Speech : Enabled
Screen Reader : Supported
Enhanced typesetting : Enabled
Print length : 243 pages
Lending : Enabled



Vocal Exercises: The Foundation of a Strong Voice

Laying a solid foundation is crucial for any choir. Vocal exercises serve as the cornerstone of vocal development, enabling singers to improve their range, intonation, and vocal agility. Consider incorporating these exercises into your warm-ups:

1. Lip Trills

This exercise strengthens the lips and improves vocal agility. Have your choir hum while trilling their lips rapidly. Encourage them to maintain a steady, even airflow.

2. Tongue Twisters

Tongue twisters are not just for children! They help develop vocal articulation and clarity. Choose tongue twisters that focus on specific consonant combinations (e.g., "Peter Piper picked a peck of pickled peppers").

3. Straw Phonation

This technique helps strengthen the vocal cords. Instruct your singers to place a straw in their mouths and blow gently while sustaining a note. The resistance created by the straw improves breath support and vocal projection.

Rehearsal Strategies: Guiding Your Choir to Success

Effective rehearsals are essential for honing your choir's skills and preparing for performances. Here are some strategies to consider:

1. Active Listening

Encourage your singers to actively listen to one another. This fosters a sense of unity and helps them stay in tune with the group sound.

2. Sectional Rehearsals

Divide your choir into smaller groups based on voice parts (e.g., sopranos, altos, tenors, basses). This allows you to focus on specific vocal challenges

within each section.

3. Performance Simulations

Schedule rehearsal time to simulate performance conditions. This could involve singing in front of an audience or in a space with performance-level acoustics.

Leveraging Technology for Enhanced Learning

In today's digital age, technology offers valuable tools to support your teaching efforts. Explore these resources:

1. Recording Software

Record your rehearsals and performances to provide your singers with feedback and allow them to analyze their progress.

2. Tuning Apps

Tuning apps assist singers in matching pitch accurately. Consider using these during warm-ups or for individual practice.

3. Online Learning Platforms

Online learning platforms offer a wealth of vocal exercises, lessons, and resources that can supplement your in-person rehearsals.

Choral Conducting: The Art of Inspiring Excellence

Your role as a conductor is to guide your choir through their musical journey. Master these essential conducting techniques:

1. Clear Gestures

Your gestures should be precise and easy to understand. Use clear hand shapes and movements to convey tempo, dynamics, and phrasing.

2. Effective Eye Contact

Maintain eye contact with your singers to establish a connection and help them stay focused.

3. Expressive Facial Expressions

Your facial expressions can communicate your musical interpretations and convey the emotion of the piece.

The Importance of Feedback: Cultivating Growth

Constructive feedback is vital for your choir's development. Provide regular feedback to your singers, focusing on specific areas for improvement:

1. Individual Feedback

Offer individualized feedback during rehearsals or private lessons. Address specific vocal challenges and provide personalized guidance.

2. Group Feedback

Discuss the overall choir sound during rehearsals. Identify areas for improvement and work together to find solutions.

3. Performance Reviews

After performances, take time to reflect on your choir's strengths and weaknesses. Use this feedback to inform your future teaching strategies.

Additional Tips for Success

Beyond the techniques and tools mentioned above, keep these additional tips in mind:

1. Foster a Positive Learning Environment

Create a supportive and encouraging atmosphere where your singers feel comfortable taking risks.

2. Set Realistic Goals

Establish achievable goals for your choir based on their current abilities. Celebrate their progress along the way.

3. Encourage Collaboration


Encourage your singers to support and learn from one another. Collaboration fosters a sense of camaraderie and collective growth.

4. Seek Professional Development

Continuously seek opportunities to enhance your own skills as a choral director. Attend workshops, conferences, and masterclasses.

Teaching techniques, tools, and your unwavering commitment are the essential ingredients for guiding your choir towards excellence. By implementing the strategies outlined in this article, you empower your singers to reach their full vocal potential and create a truly harmonious and enchanting sound. Remember, the journey of musical growth is an ongoing one. With patience, dedication, and a passion for choral music, you and your choir will continue to soar to new heights.

KEY CHORAL CONCEPTS: Teaching Techniques & Tools to Help Your Choir Sound Great (Techniques For




Teaching & Conducting High School & Adult Choirs Book 1) by Duane S. Crowther

★★★★☆ 4.7 out of 5

Language : English
File size : 99069 KB
Text-to-Speech : Enabled
Screen Reader : Supported
Enhanced typesetting : Enabled
Print length : 243 pages
Lending : Enabled

FREE

DOWNLOAD E-BOOK



Unveiling Hidden Crete: A Comprehensive Review of Richard Clark's Notebook

In the tapestry of travel literature, Richard Clark's 'Hidden Crete Notebook' stands as a vibrant thread, inviting readers to unravel the enigmatic beauty of the Greek...



New Addition Subtraction Games Flashcards For Ages Year

Looking for a fun and educational way to help your child learn addition and subtraction? Check out our new addition subtraction games flashcards...

